

Duemilasette

Consolle / Console

simas[®]
ACQUA SPACE



DU 11

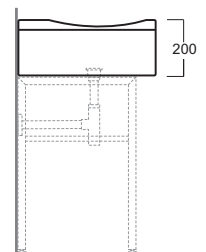
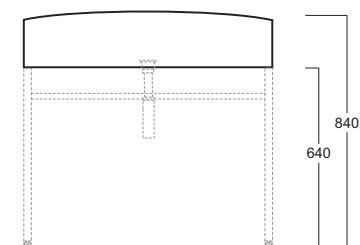
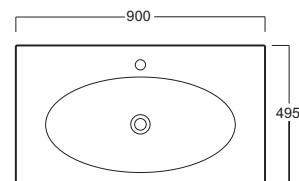
Disegni Tecnici
Technical Drawings

Consolle 90 monoforo da appoggio
su struttura DUCG2 - DUA09

Console 90 with single tap hole to be
mounted on stand DUCG2 - DUA09

Accessori di completamento
Accessories available

- Coppia montanti cromo DUCG2
- Couple of chrome support DUCG2
- Asta DUA09
- Chrome pole DUA09
- Sifone lavabo da 1^{1/4} SIF 165
- Trap for washbasin 1^{1/4} SIF 165
- Sifone lavabo da 1^{1/4} SIF 270
- Trap for washbasin 1^{1/4} SIF 270
- Piletta di scarico con chiusura a pressione "shut rapid" senza troppo pieno PLSR 35
- Pop-up waste drainer with "shut rapid" push system without overflow PLSR 35
- Piletta di scarico diretto "free flow" senza troppo pieno PLSF 35
- Fixed pop-up "free flow" waste drainer without overflow PLSF 35
- Scatola viti di fissaggio F82
- Set of fixing screw F82



Dati per montaggi
Installation Info

